

Lesson for Preschool Kids (3 ½ - 5)

Lesson: Learning and Writing the Letter **B**


Bible Connect: A Special Book Called the BIBLE

Song Choice: The Bible Song
(Preferred song: Wesley's Wuppets, https://youtu.be/E2fPTpdW_As?t=47, 00:47 to 01:53)

Lesson Scripture: Genesis 1:20

Classroom Settings: a bookshelf containing many different books, *e.g.* book with picture of birds; insects like butterflies and bees; and most of all a Bible (for kid's version)

Note: Your bookshelf can be layered of trays made of plastic




Class Proper

- A. Opening Prayer / Greetings / Roll Call
- B. Review of the Letter A: Recognition of objects/names beginning with Letter A.
Group Recitation of the letters of the alphabet.
- C. Introduction of the Lesson
 - The letter B is the number 2 letter in the English alphabet.
 - Today kids, we will learn about the things or names that begin with the letter B (show a big picture of the letter Bb)
 - Before we go further, let me see if you know well the beginning letter of your names. Let's check this out! Do we have somebody here whose name begins with the letter B? (If none, continue with the next activity).

Your Little Bookshelf or Library

Teacher: Look kids! What can you see on this shelf? In here, we have different **books** (place a card on your bulletin board showing a picture of books with letter B)




Card no. 1
(Image)



(Allow your assistant to post this card on your plastic board)

Teacher: Now, let's check all these books. (Go over a book showing pictures of different kinds of birds)



Card no. 2
(Image)




...post this.

Then..., another book or page showing colorful butterflies.

Teacher: Look here kids, we have colorful butterflies in this book!



Card no. 3
(Image)




...post this also.

Teacher: (Gets another book, showing insects like bugs or bees)



(Allow your assistant to post this bag card on your plastic board)

Teacher: Let's look again in our bookshelf. Oh! We have a Bible here! The Bible, children, is a book telling us about GOD.



(Allow your assistant to post this bag card on your plastic board)

Bible Connect

(Teacher holds the book/Bible and opens it on the page in Genesis 1:20-21.)

Teacher: Let's see what God says on this page.

Read: Then God said, ...

Let the sky be filled with birds flying...,
And God created all things that fly in the air (sky).
Then God saw that it was good!

Kids, today we learned from the Bible that God was happy to see flying birds, butterflies and bees filling up the air when he first created all the living things on Earth.

Also, today we learned about the things that begin with the letter Bb.

Evaluation

Teacher: What are the things you learned today that begin with the letter Bb?

Enrichment

Writing activity.