


# THE FRUIT OF THE HOLY SPIRIT

Manual for Sunday School Teachers: First Series

A project of the Sunday School Department  
The Potter's House Christian Center  
412 Barangka Drive, Mandaluyong City  
December 15, 1999

A handwritten signature in black ink, appearing to read "Gloria", is written diagonally across the bottom right of the page.

## LESSONS COVERED

Lesson 1	The fruit of the Spirit is love.
Lesson 2	The fruit of the Spirit is joy.
Lesson 3	The fruit of the Spirit is peace.
Lesson 4	The fruit of the Spirit is patience.
Lesson 5	The fruit of the Spirit is kindness.
Lesson 6	The fruit of the Spirit is goodness.
Lesson 7	The fruit of the Spirit is faithfulness.
Lesson 8	The fruit of the Spirit is gentleness.
Lesson 9	The fruit of the Spirit is self-control.
Lesson 10	Abide in Jesus, in order to bear fruit.
Meeting 11	Review
Meeting 12	Unit evaluation
Meeting 13	Culminating activity

## LESSON 1: THE FRUIT OF THE SPIRIT IS LOVE.



### Lesson scripture

Genesis 45:1-15



### Main emphasis

A Spirit-filled Christian loves people.



### Memory verse

1 Corinthians 13:4 - "Love is patient, love is kind. It does not envy, it does not boast, it is not proud."



### Objectives

The main goal of this lesson is to teach the students that they must be filled with the Holy Spirit so that they can love people. At the end of the lesson, the students are expected to:

1. identify two characteristics which show that a person is a Christian love;
2. identify three attitudes which show that a person does not have Christian love;
3. state what they must do whenever they realize that they do not have Christian love;
4. narrate the story in the lesson scripture, and give the following details:

- a) narrate how Joseph got to be in Egypt;
- b) state why Joseph's brothers decided to go to Egypt to see him;
- c) state how Joseph reacted after he made himself known to his brothers;
- d) state how his brothers reacted in turn.

5. tell how they can apply this lesson to their lives;

6. join in the enrichment activity.



### Materials to prepare

1. visual aid for memory verse;
2. visual aid for the lesson scripture - see attached drawing;
3. for the enrichment activity - crayons, markers or water color; see attached instruction sheet entitled "I Can Care". For older children, they can make a collage of pictures cut-out from colored magazines which convey the same message of love.



### Words to remember

1. Joseph - the first son of Jacob and Rachel after many years of waiting;<sup>1</sup>
2. Pharaoh - title of the kings of Egypt;<sup>2</sup>
3. Famine - situation characterized by hunger / lack of food;

<sup>1</sup> From The Lion ENCYCLOPEDIA OF THE BIBLE, 1987 Edition

<sup>2</sup> Same source.



4. Goshen - "A fertile area of the eastern Nile Delta in Egypt. When Jacob and his family went to join Joseph, they settled in Goshen. It was a good place for their flocks and herds, and it was close to Pharaoh's court. In the time just before the exodus, the Israelites in Goshen escaped the plagues suffered by the rest of Egypt."<sup>3</sup>
5. Destitute - poor; miserable



### Presentation of the lesson

#### Background<sup>4</sup>

"Joseph was marked out as his father's favorite by the gift of a special coat. Joseph's brothers became jealous of him, especially when he told them his dreams, in which they bowed down to him. They planned to kill him but Reuben persuaded them to delay and Judah suggested that instead they should sell him as a slave. Joseph was taken to Egypt, and the brothers told Jacob he had been killed by wild animals.

"In Egypt Joseph was bought by Potiphar, a high official, and put in charge of his household. Potiphar's wife claimed that Joseph had tried to rape her, and he was put in prison. There he was able to tell the butler and baker of the Pharaoh (king) of Egypt the meaning of their dreams. Two years later Pharaoh had dreams he could not understand. The butler remembered Joseph and Pharaoh sent for him. Joseph told him he must prepare for a long famine. Pharaoh made

<sup>3</sup> Same source.

<sup>4</sup> Same source, p. 206.

Joseph his chief minister and put him in charge of the preparations.

Joseph saw his brothers again when they came to Egypt to buy corn during the famine. He pretended to think they were spies and told them to come back with his younger brother, Benjamin, to prove their story. Then he tested them to see if they would be as cruel to Benjamin as they had been to him. When Joseph realized they really cared for Benjamin, he told them who he was."

#### Lesson scripture<sup>5</sup>

"Then Joseph could no longer control himself before all his attendants, and he cried out, 'Have everyone leave my presence!' So there was no one with Joseph when he made himself known to his brothers. And he wept so loudly that the Egyptians heard him, and Pharaoh's household heard about it.

Joseph said to his brothers, 'I am Joseph! Is my father still living?' But his brothers were not able to answer him, because they were terrified at his presence.

Then Joseph said to his brothers, 'Come close to me.' When they had done so, he said, 'I am your brother Joseph, the one you sold into Egypt! And now, do not be distressed and do not be angry with yourselves for selling me here, because it was to save lives that God sent me ahead of you. For two years now there has been famine in the land, and for the next five years there will not be plowing and reaping. But God sent me ahead of you to preserve for you a

<sup>5</sup> New International Version (NIV)

remnant on earth and to save your lives by a great deliverance.

So then, it was not you who sent me here, but God. He made me father to Pharaoh, lord of his entire household and ruler of all Egypt. Now hurry back to my father and say to him, 'This is what your son Joseph says: God has made me lord of all Egypt. Come down to me; don't delay. You shall live in the region of Goshen and be near me — you, your children and grandchildren, your flocks and herds, and all you have. I will provide for you there, because five years of famine are still to come. Otherwise you and your household and all who belong to you will become destitute.'

'You can see for yourselves, and so can my brother Benjamin, that it is really I who am speaking to you. Tell my father about all honor accorded me in Egypt and about everything you have seen. And bring my father down here quickly.'

Then he threw his arms around his brother Benjamin and wept, and Benjamin embraced him, weeping. And he kissed all his brothers and wept over them. Afterward his brothers talked with him."



### Life application

Joseph showed his love for his brothers by being kind to them. Despite what they did, he forgave them. He expressed this forgiveness by kissing them, talking to them, and providing for what they needed.

Take this time to recall at least one person who has hurt you. Can you forgive him? How can you express this forgiveness? What acts of kindness can you do to show Christian love to that person?

If you are having a difficult time forgiving and loving him, pray for cleansing by Holy Spirit. Ask the Holy Spirit to fill you heart.

Remember, true Christian love is patient, kind, and is not proud.

There are three attitudes which show that there is no love, according to our memory verse. These are: envy, pride, and being boastful. Let us discuss these. (Discuss the meaning with the children, and give examples).

Remember that whenever we find out that we have no love, we must confess this to Jesus, and ask the Holy Spirit to fill us with love.



### Evaluation

1. As stated in our memory verse:
  - a) What two characteristics show that a person has Christian love?
  - b) What three attitudes show that a person does not have Christian love?
2. What must you do whenever you realize that you do not have Christian love towards someone?
3. In the lesson scripture:



- a) How did Joseph get to be in Egypt?
- b) Why did Joseph's brothers decide to go to Egypt?
- c) How did Joseph react after he made himself known to his brothers?
- d) How did his brothers react in turn?
- e) In what way did Joseph demonstrate Christian love to his brothers?

4. Regarding the words to remember:

- a) Who is the first son of Jacob and Rachel?
- b) What is the title of the kings of Egypt?
- c) What do you call that situation characterized by hunger and lack of food?
- d) In what place did Jacob and his family live in Egypt?
- e) What is another word for poor or miserable?



**Enrichment activity**

See the attached instructions for making the "I Can Care" Project.



**Offering**

Ask one child to lead the prayer.




**Closing**

Lead the closing prayer by thanking Jesus for today's lesson on love, and asking for his help so that we can apply it to our lives.



**Your notes**





# I CAN CARE

13

Distribute a photocopy of a project sheet to each child. Instruct the children to cut off the strip of action pictures across the top of the sheet.

Let the children color the hands and the pictures, and talk about the caring actions shown in the pictures that they might do to express care for others.

While the children are coloring the pictures circulate among them and assist by carefully cutting open the vertical lines in the palms of the hands. (These slits may be difficult to cut neatly without sharp scissors, which could be dangerous for your children to use.)


Help the children weave the picture strips into the "caring hands" slits—from the back side to the front and then out the back again—so that they can slide them back and forth displaying the different pictures.

To prevent the strip from slipping out of the slits too easily, fold over the 1/4" free portion on each end of the strip.

## THINGS YOU'LL NEED:

- ☐ A photocopy of the caring hands and the action pictures for each child
- ☐ Crayons or markers
- ☐ Scissors

I Can Care







I Can Care

