

## LESSON 4: THE FRUIT OF THE SPIRIT IS PATIENCE.



### Lesson scripture

Proverbs 19:11

"A man's wisdom gives him patience; it is to his glory to overlook an offense."  
(NIV)



### Main emphasis

A Spirit-filled Christian is patient with and understanding toward others.



### Memory verse

Ecclesiastes 7:8 "Patience is better than pride."

*To the teacher: please, explain to the students the meaning of this memory verse.*



### Objectives

The main goal of this lesson is to teach the students that they must be filled with the Holy Spirit so that they can be patient with and understanding toward people. At the end of the lesson, the students are expected to:

1. state that the fourth fruit of the Holy Spirit is patience;

2. explain that if we are impatient, this is a sign that we are not filled with the Holy Spirit; so we must therefore confess our sins and ask the Holy Spirit to fill and control us.



### Word to remember

Patience - the quality of having inner strength; the ability to wait for results



### Materials to prepare

1. Visual aid for memory verse - Annex "A"
2. Visual aids for lesson presentation - Annex "B" and Annex "C"
3. Materials for enrichment activity:
  - a) white glue;
  - b) macaroni shells;
  - c) cardboard;
  - d) ruler, pencil, paste;
  - e) drawing of a dove (last Sunday's project).



## Presentation of the lesson

To the teacher: Together with the children, read the lesson scripture at the beginning of this lesson plan. For younger children, simplify and explain the words used.

How many fruits of the Holy Spirit have we already studied? Three: love, joy and peace.

Today, we will study the fourth fruit, which is patience. However, before discussing that, let us first talk about the butterfly.

I am sure all of us have seen a butterfly. Who of you have already seen one? Do you know what a butterfly looks like when it is still a baby? It looks like a worm. It is called a caterpillar.

When a caterpillar grows up a little bit, it spins silk around its body until it becomes a cocoon. When it grows up a little bit more, then it comes out of the cocoon and becomes a butterfly. (Show Annex "B" and explain the stages of growth of a butterfly. Then show Annex "C" which is a picture of a butterfly).

There was a boy named Dino who walked with his father in the garden. "Papa," the boy said, "how does a butterfly become a butterfly?" And so his father explained it to him just like I explained it to you today.

Then Dino said, "How long does it take for a caterpillar to become a cocoon, and for a cocoon to become a butterfly?" The father replied, "Sometimes it takes several weeks."

One afternoon, Dino went all alone to the garden and saw a caterpillar. So he went toward it, spoke to it and gave it a name. (Ask the children what name do they like to call the caterpillar in this story).

Every afternoon, Dino would spend time with the caterpillar, tell it stories, and dream of one day when it would become a beautiful butterfly.

Then one day, the caterpillar was no longer there. But there was a cocoon hanging on a leaf. He continued visiting the garden every afternoon, waiting for his friend to become a butterfly.

After several days, Dino couldn't wait any longer, so he cracked open the cocoon, and he saw something move inside. "Fly, you are now a butterfly", he said. But instead of flying, the butterfly in the cocoon died.

He came running to his father that night, and told him what happened. "Son," said his father, "some things take time. Your caterpillar friend is gone, because you could not wait for God's natural way of making him grow. But let this be an important lesson for you on dealing with people. Don't be impatient with them. Let them grow in God's natural way. Be patient. Remember, some things take time."



## Life application

Is there anything in your life which has to be changed, a negative attitude which you don't like but which continues to influence you?



Is there anyone whom you want to change, but it seems that no matter what you do, he or she is not showing any improvement?

Let us take these to God in prayer. Let us ask God to work in our lives, and to give us the patience to wait for His results.

*(This is the time for the teacher to minister to the students).*



### Evaluation

Fill in the blanks:

1. If we do not have patience, this means we are not filled with the \_\_\_\_\_.
2. We should therefore \_\_\_\_\_ our sins and ask the Holy Spirit to fill and control us.
3. Patience means inner \_\_\_\_\_, the ability to wait for \_\_\_\_\_.
4. \_\_\_\_\_ is better than \_\_\_\_\_.

Answers:

1. Holy Spirit
2. confess
3. strength; results
4. Patience; pride



### Enrichment activity

*Let us make a frame with macaroni mosaic for the picture of a dove which we made last Sunday.*

*The teacher should explain that this project would take a little but more time and care, because we are applying the quality of patience.*



### Offering

*Ask one child to lead the prayer.*



### Closing

*Close in prayer, thanking God for today's lesson, and asking for His help in applying it to our lives.*



### Your notes

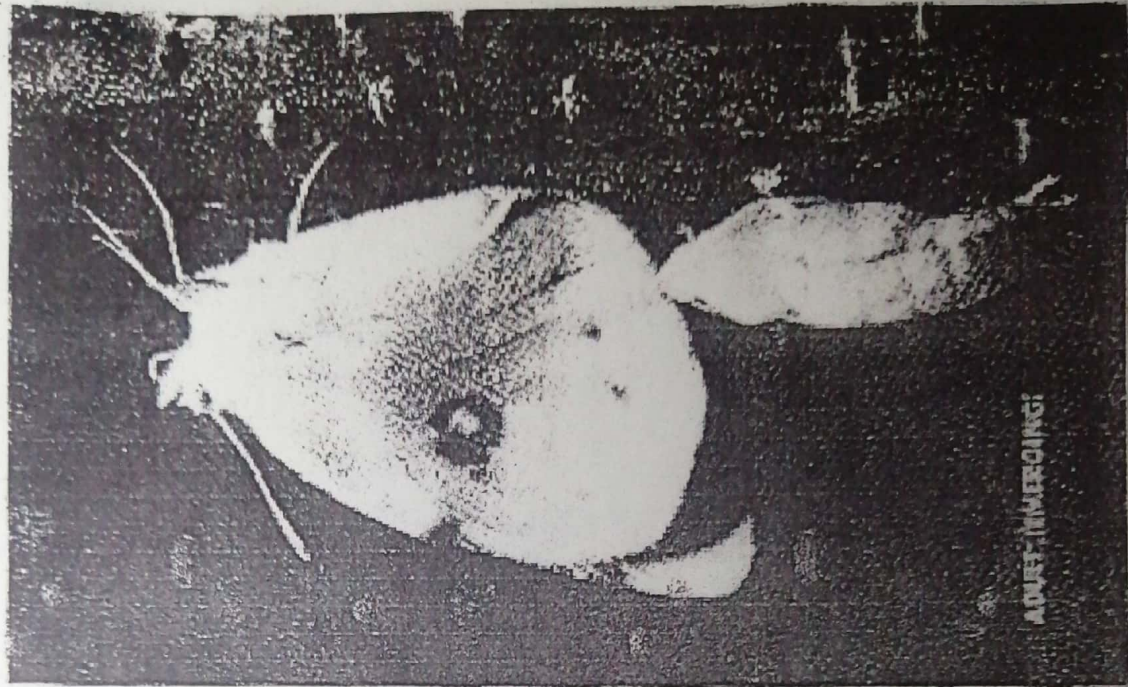


Annex "A"

Ecclesiastes 7:8

Patience is  
better than  
pride.





ADULT-IMMERCING!

# LIFE CYCLE OF A BUTTERFLY

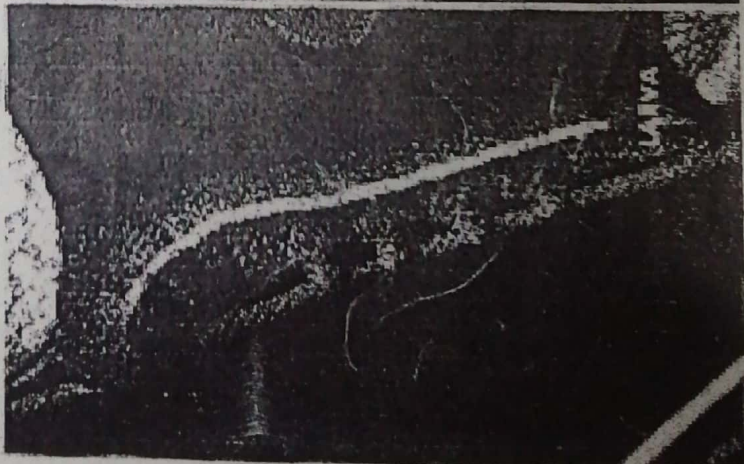
BY J. H. H. H. H. H.

The life cycle of a butterfly is a fascinating story of transformation. It begins with a small egg, which hatches into a larva (caterpillar). The larva grows and molts several times before pupating. The pupa then emerges as an adult butterfly, ready to start the cycle again.

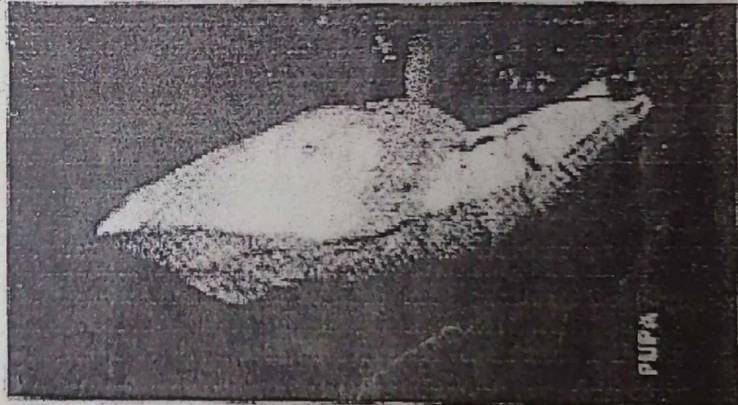
THE LIFE OF A BUTTERFLY



EGG



LARVA



PUPA

ANNEX "C"

# Butterfly

