



NAME: \_\_\_\_\_

*Instructions:* Look at each picture inside the box and find the one similar to it below.  
Once found, color the picture.

*Materials:* Crayons or colored pens/pencils.

## ***I SPY JESUS' CREATION***

















NAME: \_\_\_\_\_

*Instructions:* Count the pictures then trace the number below it. Color the pictures.

*Materials:* Pencil, eraser, crayons

### COUNT AND COLOR





NAME: \_\_\_\_\_

*Instruction:* Guide your child to trace the letters for each word/number.

*Materials:* Pencil or colored pencils and eraser.


## **MEMORY VERSE**



Psalms 145

"The heavens declare  
the glory of God."





NAME:

---

*Instructions:* Cut out small pieces of the blue and green crepe/colored paper and paste it on the paper plate or cardboard to make it look like earth. Let the kid trace his/her hands on the piece of paper then cut it out and paste it on both sides of the paper plate/cardboard. Lastly, place the cutout that says, "**JESUS IS OUR CREATOR GOD**", between the two hands.

*Materials:* Paper plate or cardboard, blue and green crepe or colored paper, pencil, paper, glue, scissors (*Please assist the kids in using the scissors*)

*Sample Output:*



*Please cut this*

***JESUS IS OUR CREATOR GOD!***

*Please cut this*